



INTEGRATION EXPERIENCE BEYOND BORDERS!



ABOUT

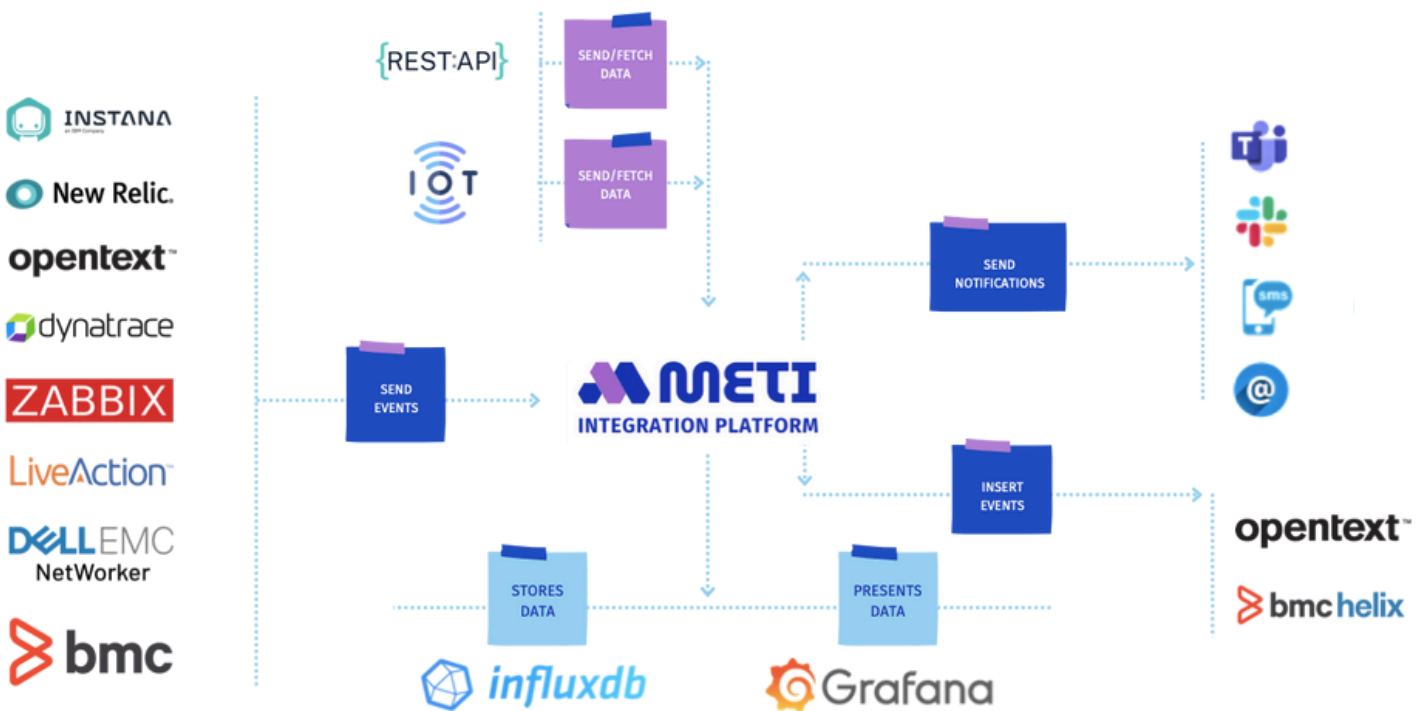


METI Integration Platform is a software and solution platform developed by IT engineers specialized in information technology management. By integrating with application performance management systems, it allows the transmission of metrics, topology and event data to main monitoring systems enabling centralized monitoring.

METI Integration Platform, is a critical tool for IT management, helping businesses increase efficiency by providing consolidated data for integration, monitoring, and problem-solving, thus optimizing business processes.

METI, the only solution developed within national borders, is an open-ended integration platform and IT solution designed to strengthen workflows and create a competitive advantage.

Topology Chart





INFRASTRUCTURE FEATURES

- Minimizes resource requirements with easy installation.
- Reduces project planning time with micro service architecture.

- OS independence (can be installed on any system)



- Developed with **GO Programming Language**, the latest global software language supported by **Google**.



- Analytical data storage capability.



- Provides easy integration with all software products.



- Monitors application performance management (APM) metrics.





FUNCTIONAL FEATURES

- Provides clear and precise information for real-time problem resolution.

- Allows real-time monitoring of custom dashboards.



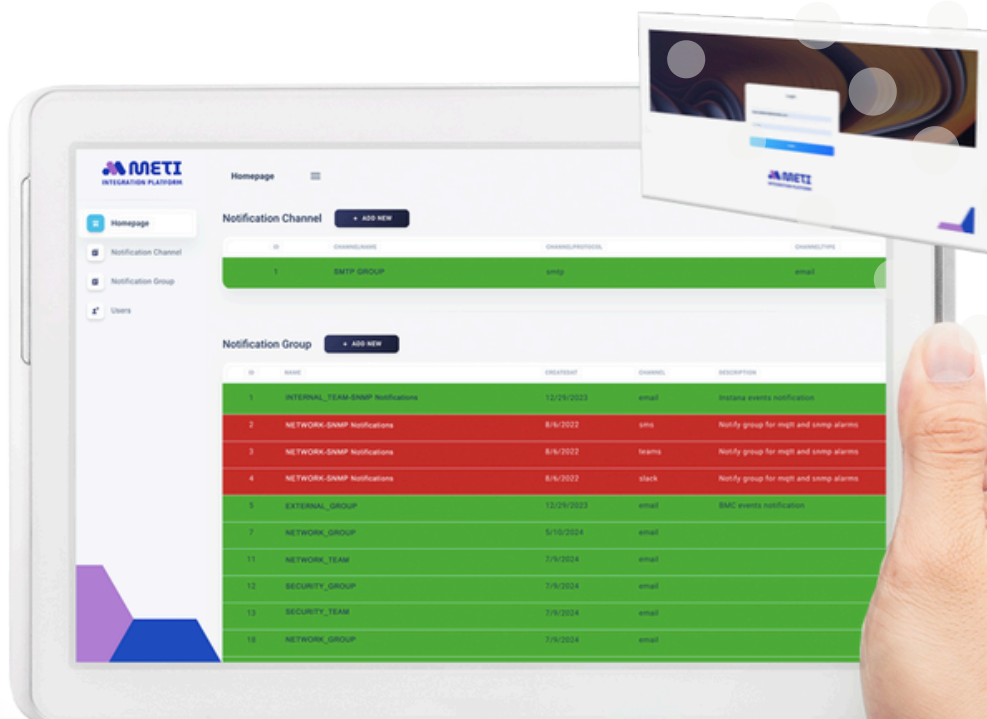
- Receive notifications through a single point, via different channels.



- Integrates with different systems.

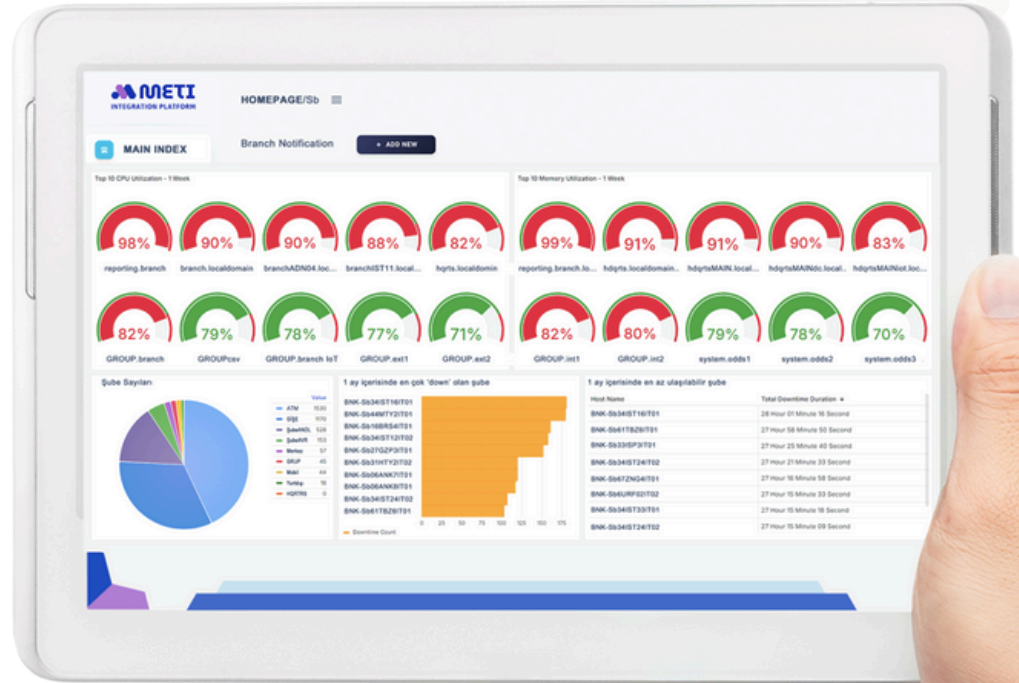


- The simple interfaces of **METI** allow users to easily manage integrations.

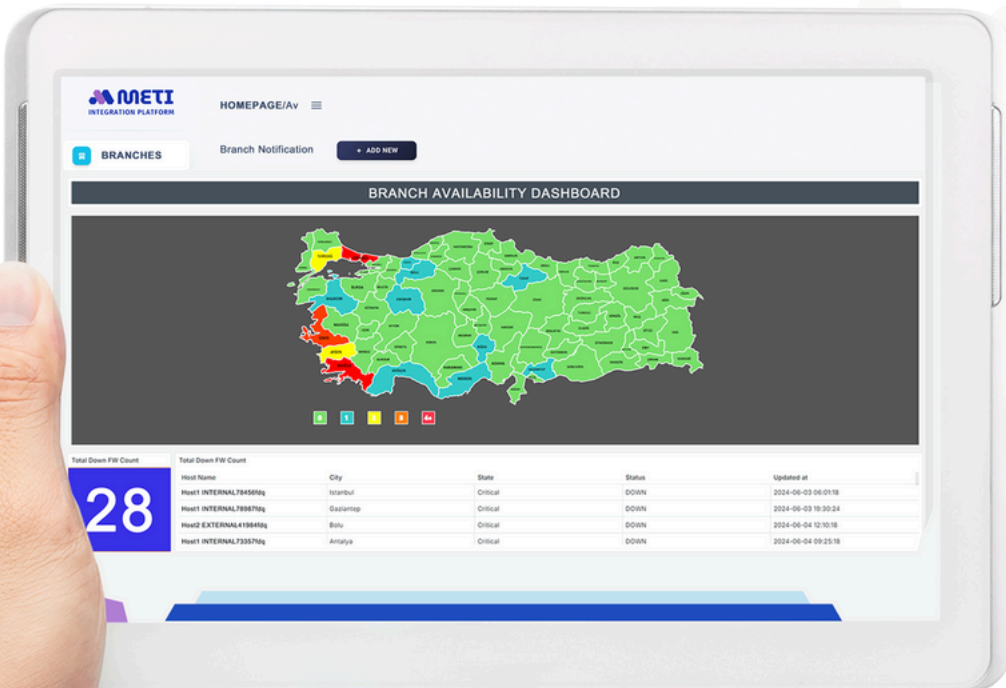




- Allows consolidated monitoring of metrics like CPU, RAM, Disk on a single screen.



- Consolidated location-based data can be analyzed on a map.





unique and tailored options!

- Allows metrics from different systems software to be displayed on a common server.

- 01** Allows the desired data to be displayed in the desired graphical type/style.
- 02** Offers customization and development options unique to your business.
- 03** Provides dashboard and easy reporting for upper management.



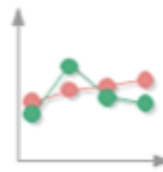
Pie



Bar



Column




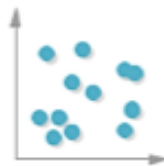
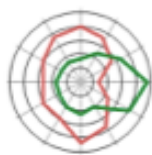
Line



Area



Doughnut





USAGE AREAS

01

Provides consolidated data to assist in root-cause analysis and problem detection.

02

Supplies data to improve software development processes.

03

Integrates widely used notification channels within the organization to align with company culture.

04

Simplifies the adoption of Opentelemetry within the organization.

ADVANTAGES

01

Integrates with all monitoring systems and desired business unit data to consolidate alarms and system metrics on a single screen.

02

Allows notification through a single point with integration via e-mail, SMS, Slack, and Teams.

03

Facilitates data transfer (migration to new systems) during version upgrades.

04

Offers purchasing and licensing cost advantages.





**For more information or a demo,
please contact us.**

info@metiintegration.com

www.metiintegration.com



“ Integration Experience Beyond Borders ”